



product guarantee<sup>1</sup>



linear performance guarantee<sup>1</sup>



## ECO LINE

## M60/300 - 320 W

Monocrystalline module family



Longlife tested



Power proofed



Safety provided



Selection of components



Cross-linking degree test



Performance surplus of 0Wp to 6.49 Wp



Imp sorting



Special packing to avoid micro cracks in the cells



German warrantor

The 60-cell module is the large-size all-rounder among the Luxor solar modules. Eco in this case means especially economical: The high wattage makes the module the ideal solution for industrial scale equipments. From the open-field facilities, through the tracking system, to the roof-mounted installation. High-quality solar cell with highest efficiency at the best possible low light behaviour ensure the best energy output. And this at plus tolerances of 0Wp to 6.49Wp.

Further high-end components: An especially durable plug-in connection guarantees the best power contact under all conditions, and the hollow-section frame made of anodised aluminium and compatible with every assembly system, is torsionally stiff and corrosion-free. Manufactured according to German standards each Luxor solar module is marked by a special level of durability and reliability.

# ECO LINE M60/300 - 320W

Monocrystalline module family

Module type LX - XXXM/156-60+ | XXX = Rated power Pmpp

## Electrical data at STC

Rated power Pmpp [Wp]	300.00	305.00	310.00	315.00	320.00
Pmpp range to	306.49	311.49	316.49	321.49	326.49
Rated current Impp [A]	9.35	9.41	9.47	9.53	9.59
Rated voltage Vmpp [V]	32.14	32.45	32.81	33.13	33.45
Short-circuit current Isc [A]	9.85	9.90	9.95	10.00	10.05
Open-circuit voltage Uoc [V]	38.78	38.97	39.17	39.36	39.56
Efficiency at STC	18.47%	18.77%	19.10%	19.41%	19.73%
Efficiency at 200 W/m <sup>2</sup>	17.78%	18.06%	18.34%	18.63%	18.93%

## Electrical data at NOCT

Pmpp [Wp]	221.68	225.18	228.89	232.51	236.19
Rated current Impp [A]	7.48	7.53	7.58	7.63	7.67
Rated voltage Vmpp [V]	29.64	29.91	30.21	30.49	30.77
Short-circuit current Isc [A]	7.88	7.92	7.96	8.00	8.04
Open-circuit voltage Uoc [V]	35.76	35.92	36.07	36.23	36.39

Specification as per STC (Standard test conditions): irradiance 1000W/m<sup>2</sup> | module temperature 25°C | AM = 1,5

NOCT (nominal operating cell temperature): irradiance 800W/m<sup>2</sup> | wind speed 1m/sec | temperature 20°C | @45 +/- 2°C | AM = 1,5

## Limiting values

Max. system voltage [V]	1000 V
Max. return current [I]	15 A
Temperature range	-40 to 85°C
Snow-load zone <sup>2</sup>	approval up to SLZ 3 (according to DIN 1055)
Max. pressure load (static) [Pa]	5400
Max. dynamic load [Pa]	2400

## Temperature coefficient

Temperature coefficient [V]   [I]   [P]	-0.30% /°C   0.06% /°C   -0.40% /°C
---	-------------------------------------

## Specifications

Number of cells (matrix)	6 x 10, three strings in a row   156 mm x 156 mm
Module dimensions (L x W x H) <sup>2</sup>   Weight	1640 mm x 992 mm x 35 mm   18 kg
Front-side glass	3.2 mm hardened solar glass with low iron content
Frame	stable, anodised aluminium frame in a hollow-section design
Socket	plastic (PPO), ventilated and strain-relieved, at least IP65
Cabel	4 mm <sup>2</sup> solar cable, cable length 1000 mm
Diodes	3 Schottky Diodes 15A/45V
Plug-in connection	high-quality plug-in system, (IP67) MC4 or equivalent
Hail test (max. hailstorm)	∅ 45 mm   impact velocity 23 m/s

The specifications and average values can vary slightly. What is important is the corresponding data of the individual measurement. Specifications are subject to change without notice. Measurement tolerance: rated power +/- 3%, other values +/- 10%, all information in this data sheet corresponds to DIN 50380. A potential light-induced degradation of the power after commissioning is not considered here, other information can be found in the installation guidelines.

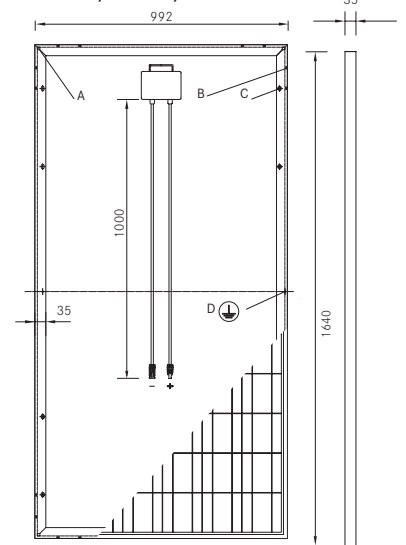
1 The specific warranty conditions are given under [www.luxor-solar.com/download.htm](http://www.luxor-solar.com/download.htm)

2 For standing installation

3 Tolerance L/W = +/- 3 mm, H = the dimensions given in the order confirmation will be decisive

4 Location on request

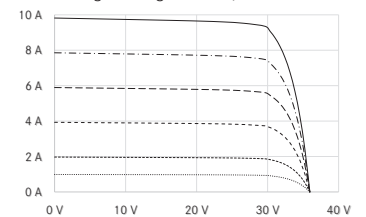
## Back - / Front -/ Side view<sup>3</sup>



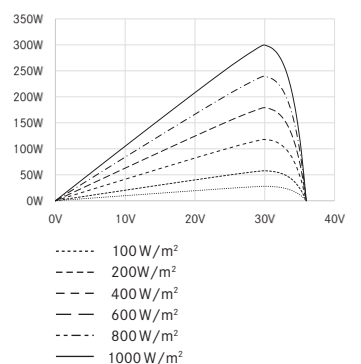
- A: 4 x drainage 10\*10 mm
- B: 8 x ventilation aperture 3\*7 mm
- C: 8 x mounting hole<sup>4</sup> d = 7 mm
- D: 2 x earthing d = 2 mm

## Electrical characteristics

UI-diagramm e.g. LX-300M/156-60+



UP-diagramm e.g. LX-300M/156-60+



Luxor, your specialised company

Guidelines: 2006/95/EG-2006/95/EC,89/336/EWG-89/336/EEC,93/68/EWG-93/68/EEC



The validity of the certificates/listings for a specific country has to be examined under:  
[www.luxor-solar.com/download.htm](http://www.luxor-solar.com/download.htm)